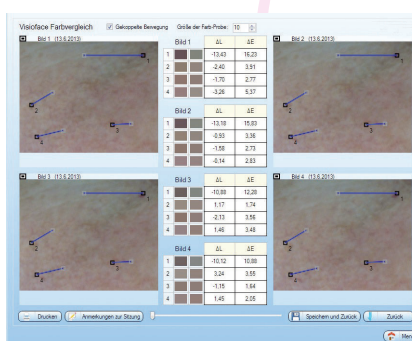
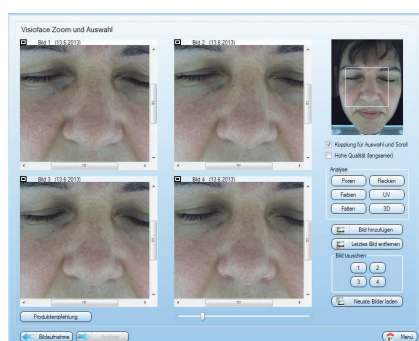


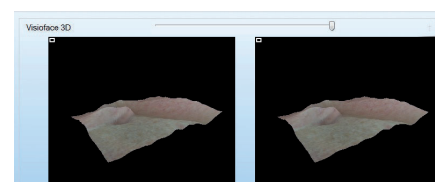
Images of the Face for Documentation and Analysis

VisioFace® lite

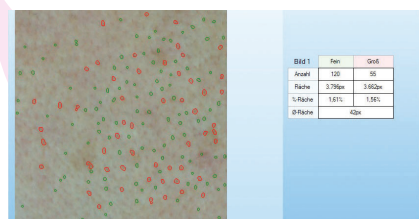
- Small, shapely device for full face photography and image analysis.
- Unique light-guiding plexiglas material, providing homogeneous white lighting. Standby illumination is blue-violet.
- Miniature camera (5 Megapixel) takes detailed images of the face.
- Small dimensions and low weight allow easy mobile use.
- A plexiglass stand, lifting the device to a convenient height on the table, protects it during transportation.
- Chin rest for the exact positioning for frontal and sidewise images.
- Interesting analyses of different parameters (pores, wrinkles, spots, sun damage, colour, 3D details) on the image.
- Automatic product and treatment recommendations.
- The VisioFace® lite works with the full face photography part of the convenient software Complete Skin Investigation (CSI).



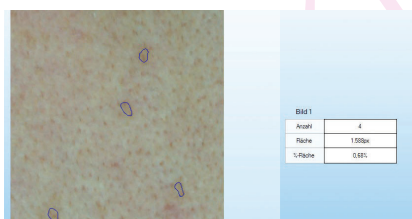
wrinkles



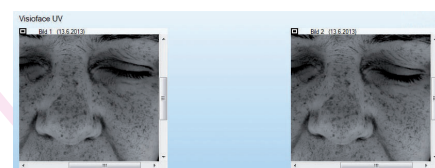
3D-function



pores



spots



hidden spots

Technical Data
 Dimensions: HWD 29.2 x 20.8 x 23 cm, Weight: (without stand) 3.4 kg,
 Illumination: Standby blue, activated white (switching by touchless distance sensor),
 Camera: 5 Mpx, Resolution 1944 x 2592 px,
 Power Supply: Illumination: external 100-250 V, 47-63 Hz, DC 12V/4A, Port & Camera: USB 2.0
 Computer: Windows® 7/8/10, has to meet system requirements, USB 2.0/3.0, Intel processor

Technical changes may be made without prior notice.



www.courage-khazaka.de

electronic Cologne, Germany